



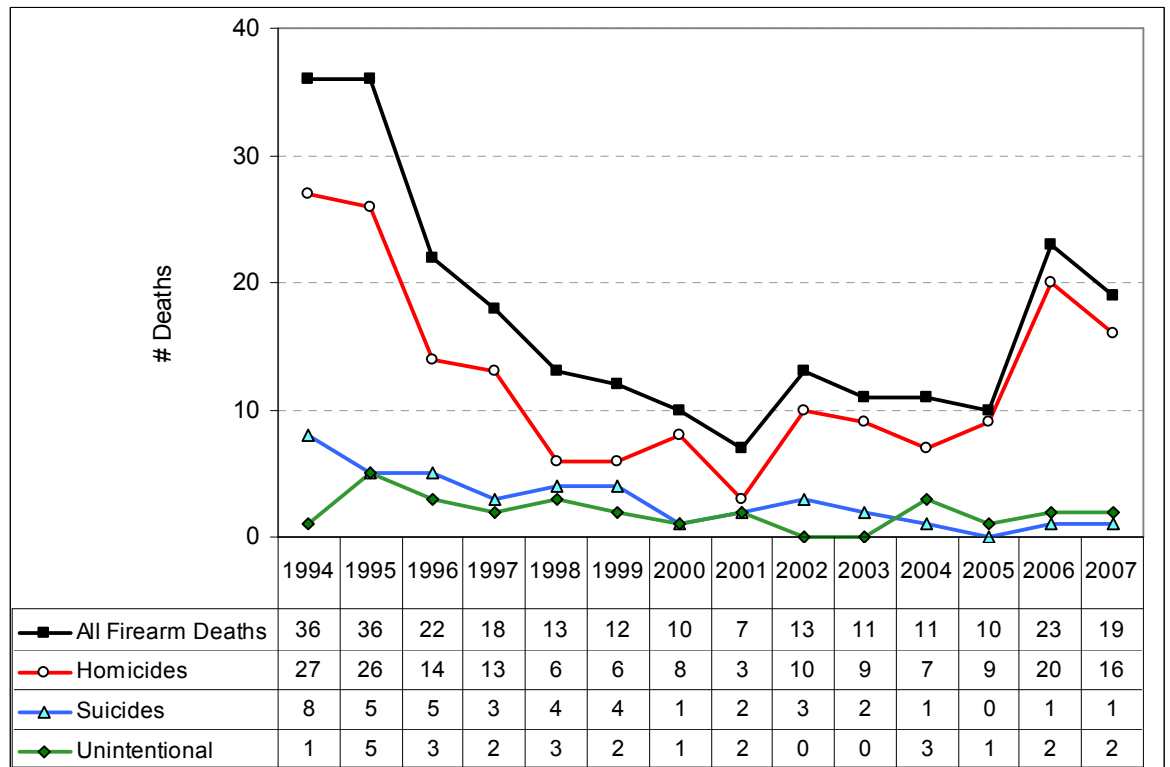
Aug 2008

Deaths Due to Firearms to Children Aged 0-17 Years Miami-Dade County, 1994-2007, Part 1: Trends

Miami-Dade County Injury Facts



Violence due to firearms is an acknowledged public health problem that affects not just individuals but entire communities. Further, the impact of firearm violence is not uniform throughout the county but adversely affects certain communities and groups of residents more than others. This report examines trends from the 241 fatal firearm injuries that occurred to Miami-Dade County children aged 0-17 years between 1994-2007.

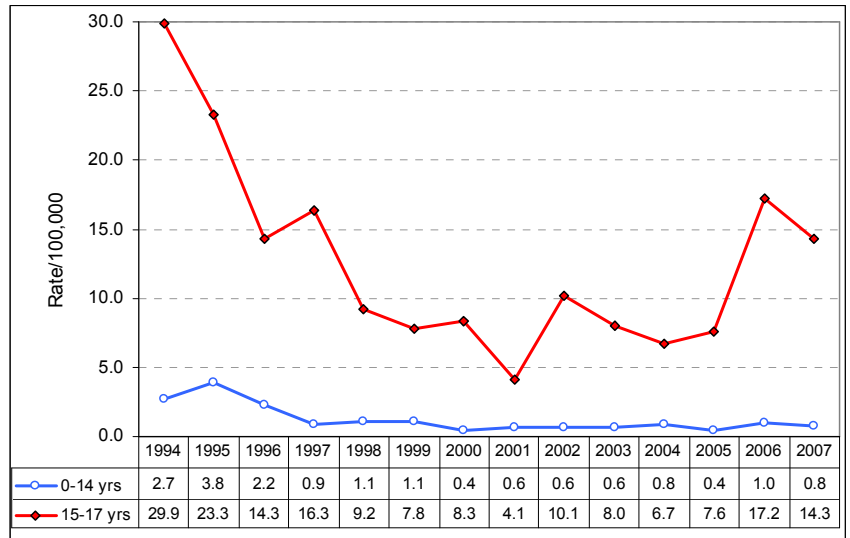


- Firearm fatalities to children declined steadily between 1995-2001, when it reached its lowest incidence with 7 deaths. Fatal firearm deaths leveled off between 2002-2005 but then more than doubled between 2005-2006. The 2006 fatal firearm rate was the highest rate seen since 1996. Firearm deaths then dropped from 23 to 19 deaths (17%) between 2006-2007.
- The trend for all firearm deaths was mirrored by the firearm homicide trend. There have been 174 firearm homicides since 1994, which represents 72% of all firearm deaths over this 14-year period. Since 2004, however, homicides have accounted for 87% of all firearm deaths.
- One in six firearm deaths were suicides, but suicides from firearms have declined to no more than a single death in any one year for this age group since 2003.
- There have been 13 incidents of murder-suicide since 1994 that resulted in the death of 19 child victims. Nine of 13 incidents were committed by a parent (8 fathers, 1 mother) and the 4 other cases involved intimate partners of the mother. There have been no child homicide victims from murder-suicides since 2003.

Who is At-Risk for Fatal Firearm Injury

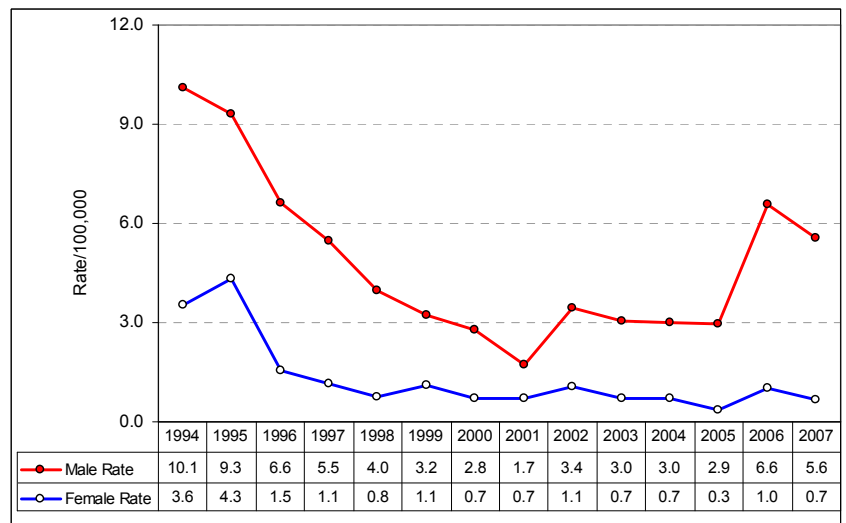
Age Groups

- Two of every three fatal firearm injuries in this age group occurred to children aged 15-17 years.
- The firearm death rate for 15-17 year olds dropped steadily from its peak in 1994 to its lowest rate in 2001. After a period of little change between 2003-2005, the 15-17 year old death rate more than doubled in 2006 to its highest rate since 1995 but then declined 17% (18 to 15 deaths) in 2007.
- Since 1997, the firearm death rate for children aged 0-14 years has been relatively unchanged. During this 11-year period, the number of firearm deaths in any one year has ranged between 2 and 5 deaths.



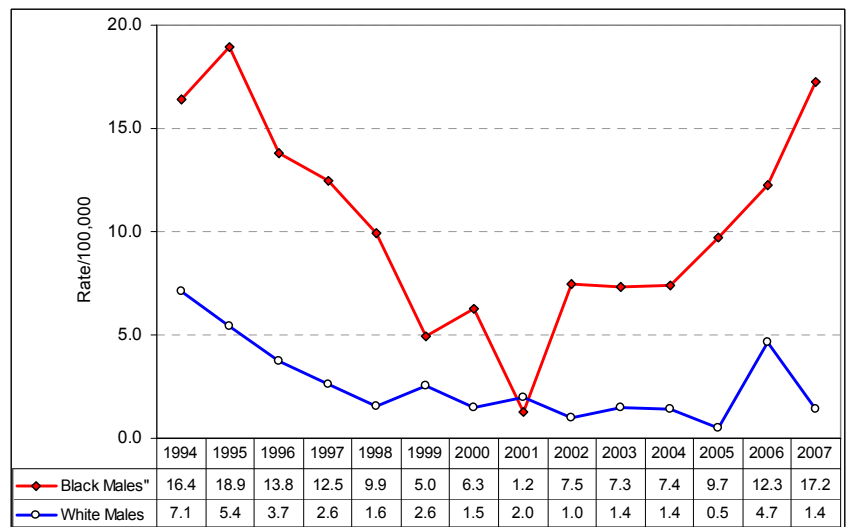
Gender

- 80% of fatal firearm injuries in this age group occurred to male children.
- The firearm mortality trend for males is similar to the pattern seen for 15-17 year olds, with a steady decline shown between 1994-2001 and a sharp increase in 2006.
- Between 2005-2007, the average firearm death rate for males was more than 7-times greater than the firearm rate for females.



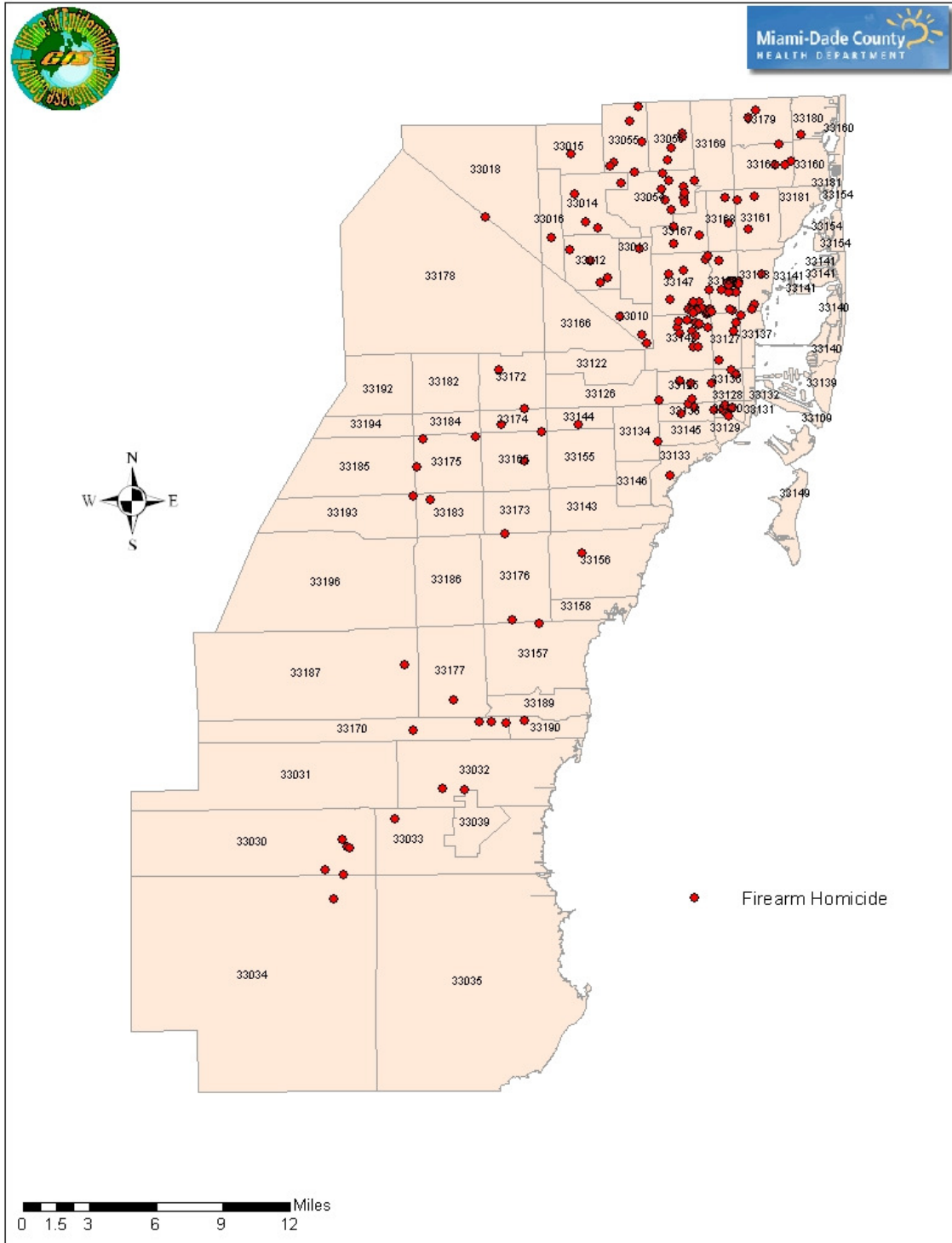
Gender & Race

- Nearly one-half of all firearms deaths for this age group occurred to black male children despite the fact that they comprise only 14% of the county's age 0-17 population.
- The firearm death rate for black males doubled between 2004 and 2007. Black males were the only subgroup whose death rate increased between 2006-2007.
- Between 2005-2007, the average firearm death rate for black males was 6-times greater than the firearm death rate for comparably aged white male children.



Location of Incident for Child Homicide Victims Killed by Firearms: 1994-2007

The map below shows the location in the county where homicides occurred for 164 of the 174 firearm homicides that took place between 1994-2007. The heaviest concentration of homicides occurred in the adjacent zip codes 33147 (24 homicides), 33142 (18 homicides) and 33150 (11 homicides) which includes West Little River, Brownsville, Model City and Little Haiti among its communities. Another region that experienced a high number of homicides were the zip codes 33054 (13 homicides) and 33055 (10 homicides) which includes Opa-Locka and Miami Gardens among its communities.



Residence of Children Killed by Firearms: Period of Death

The table below shows the rank order for those residential zip codes that experienced five or more firearm deaths during the period 1994-2007. The table shows the number of firearm deaths experienced by each zip code during three separate time periods to identify whether fatal firearm incidence has changed over time for these communities.

The three zip codes with the most overall firearm deaths: 33147, 33054, 33142 were also ranked among the leaders for firearm deaths during each of the three time periods, indicating these zip codes have been areas of consistent risk for child firearm deaths over this 14-year period.

Several zip codes that ranked relatively high on the overall total number of fatalities experienced most of their firearm deaths between 1994-1998 and have had relatively few deaths since. This would include the zip codes 33055, 33135, 33157, and 33012.

Zip Codes (Communities)	Total Firearm Deaths			
	1994-1998	1999-2003	2004-2007	Total
33147: W. Little River, Gladeview	11	3	9	23
33054: Opa-Locka, Miami Gardens	7	3	7	17
33142: Brownsville, Allapattah, Model City	9	1	4	14
33055: Miami Gardens	7	1	1	9
33127: Little Haiti, Model City, Wynwood	6	0	3	9
33135: Little Havana	6	2	1	9
33136: Overtown, Allapattah	3	4	2	9
33157: Palmetto Bay, Cutler Bay, W. Perrine	6	2	1	9
33012: Hialeah	6	1	1	8
33056: Miami Gardens, Carol City	5	1	2	8
33168: North Miami, Golden Glades	3	1	4	8
33030: Homestead	3	2	2	7
33150: Pinewood, Little Haiti, Model City	4	0	3	7
33161: North Miami, Biscayne Park	1	3	3	7
33162: North Miami Beach	2	3	2	7
33167: Westview, North Miami	3	2	1	6
33175: Kendale Lakes, Tamiami	3	3	0	6
33169: Miami Gardens	2	1	3	6
COUNTY	125	53	63	241

Preventing Firearm Deaths

In Your Home ¹

- Before you buy a gun, consider less dangerous ways to keep your family and property safe, such as burglar alarms, window locks, dogs, etc.
- Don't buy a gun unless you have the necessary knowledge to use it safely.
- Firearms should be stored unloaded and in a locked place.
- Firearms should be locked up in a place that children cannot reach since children often have trouble telling the difference between a toy gun and a real gun.
- Bullets should be locked up in a place separate from where guns are secured.
- Trigger locks can be a helpful additional precaution for unloaded firearms. They must be applied to an unloaded firearm. Some trigger locks can be removed in as few as 6 seconds.
- If you keep an unlocked gun under your pillow at night, lock it in the morning before you go to work.

Teach Your Children¹

- Explain to children that guns are dangerous and that they should never touch guns without your permission.
- Talk to your children about the difference between the violence that they see on television or in the movies and real-life violence, where adults and children really get hurt.
- Tell your children that if they find a gun anywhere they should not touch it and should leave the area and go tell an adult. If they are in school and know of other children carrying a handgun they should tell an adult.

1: Injury Free Coalition for Kids, Firearm Injury Prevention
http://www.injuryfree.org/safetytpc_display.cfm?PermanentId=ADC74F45-E6D2-4BCA-8D270EDDD0370F76

Produced by the Miami-Dade County Injury Surveillance System
Data Sources: Medical Examiner Records, Miami-Dade Co. Medical Examiner Dept.
Death Certificates, Office of Vital Statistics, FL Dept. of Health
PHONE (IFCK): 305-804-7212 (MDCHD): 305-470-5649
E-MAIL: stephen.dearwater@jhsmiami.org
WEBSITE: <http://dadehealth.org/injury/INJURYintro.asp>

